



ERASMUS+INTERNATIONAL CREDIT  
MOBILITY PROGRAMME  
UNIVERSITY OF MURCIA, SPAIN

**GUIDE FOR INTERNATIONAL  
APPLICANTS**

# INDEX

1. ABOUT ERASMUS +.....	3
2. ERASMUS + University of Murcia PARTNERS.....	3
3. WHO CAN APPLY.....	3
4. CALL FOR APPLICATIONS.....	4
5. ONLINE APPLICATION.....	4
6. DOCUMENTS.....	6
7. SENDING THE APPLICATION.....	8
8. FURTHER INFORMATION.....	8

## **1. ABOUT ERASMUS +**

More than 30 years ago Europe funded the Erasmus Programme which has enabled over three million European students to spend part of their studies in another higher education institution in Europe. Erasmus+ now opens up these opportunities, allowing for mobility from and to other parts of the world.

The Erasmus+ International Credit Mobility Programme (Erasmus+ ICM) promotes full academic recognition of studies and supports cross-border cooperation between higher education institutions. It brings students the possibility to study abroad with credit recognition at the home university.

## **2. ERASMUS+ PARTNERS**

The University of Murcia coordinates a Erasmus+ ICM Programme which is open to students, teaching and administrative staff from the University of Murcia to carry out an exchange programme in an international partner university, as well as to students, teaching and administrative staff from international partner universities to go on exchange to the University of Murcia.

**Countries participating in mobility for the period of 2020-2021 are Algeria, Angola, Azerbaijan, Belarus, Burkina Faso, Brazil, Cameroon, Indonesia, Israel, Palestine, Thailand, and Vietnam.**

**Participants:** Individuals of a Higher Education Institution member of the partnership.

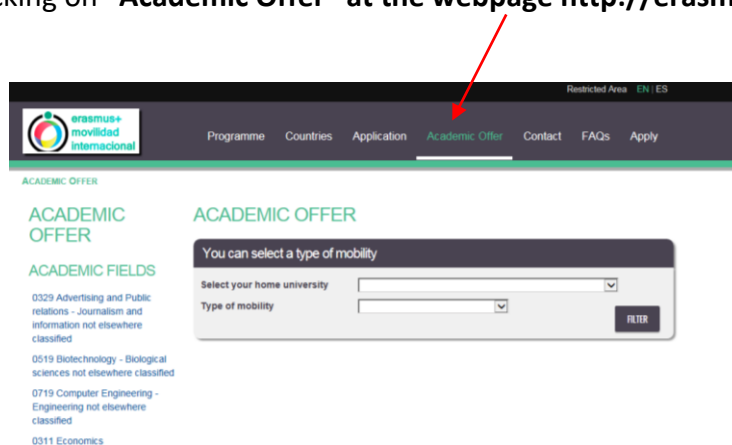
**Type of mobility:** Undergraduate, Master, Doctoral, staff teaching and training.

### 3. WHO CAN APPLY

#### IMPORTANT: INTERNATIONAL STUDENTS AND STAFF CAN ONLY APPLY FOR THE UNIVERSITY OF MURCIA, SPAIN

- Students and staff from international partner Universities apply for mobility to the University of Murcia in Spain.
- Students and staff from the University of Murcia apply for mobility at international partner Universities.

Before filling in your application, please check the available offer for your type of mobility by clicking on "**Academic Offer**" at the webpage <http://erasmusmi.um.es>:



### 4. CALL FOR APPLICATIONS

The information on the call for applications and the offered mobilities are available on the website of the Programme: <https://erasmusmi.um.es>.

Interested candidates will also need to apply through this web within the deadline established in the Call for Applications.

### 5. ONLINE APPLICATION

Once the application deadline is open, you will be able to **apply online** for a mobility period through the webpage <https://erasmusmi.um.es/>. You need to click on **APPLY** on the menu on the right of the webpage and, then, click on your profile:

- Applicant from the University of Murcia
- International applicant

**YOU CAN CHOOSE TO VIEW THE WEB AND APPLICATION FORM IN ENGLISH OR SPANISH**

The screenshot shows the website's navigation bar with the Erasmus+ logo and menu items: Programme, Countries, Application, Academic Offer, Contact, FAQs, and Apply. A red box labeled 'APPLY' has an arrow pointing to the 'Apply' link. Below the navigation bar, the 'APPLICATION' section is visible, with a sub-section 'APPLY' containing links for 'Applicants from the University of Murcia' and 'International Applicants'. A red arrow points from a box labeled 'INTERNATIONAL APPLICANTS' to the 'International Applicants' link. To the right, there is a box for 'GUIDELINES FOR BENEFICIARIES' with the text 'Coming soon'. At the bottom, there is an Erasmus+ logo and a disclaimer: 'Financed by the Erasmus+ programme of the European Commission. This publication reflects the views only of the author, and the Commission cannot be held responsible for any use which may be made of the information contained therein.'

If you are an **applicant from the University of Murcia** you just need to enter the email address and password of University of Murcia

If you are an **international applicant**, you will need to enter your email address and create a password. **Please take note of your email address and password** so that you can access the “Applicant Area” in the future. You can complete your application now or save it for later (before the end of the application deadline).

You will need to complete four sections:

- 1) Personal Data;**
- 2) Previous participation in the Erasmus Programme;**
- 3) Your application**
- 4) Required documents.**

- **Personal Data:** it includes your complete name and passport or I.D. number, your address, telephone number, etc. Make sure the data you introduce is correct and the address is complete.

**PERSONAL DATA**

Passport number\*  Surname\*  Name\*

Gender\*  Birth Date\*

Country\*  Nationality\*

Address\*

Temporary Address  Valid until

Telephone 1\*  Telephone 2

Email\*  Confirm email\*

Password\*  Repeat Password\*

**Important! Remember this password for future access**

**NOTE FOR APPLICANTS:** All communications and notifications related to your application will be made through your e-mail address. Please check it frequently. Accept

Accept to receive notifications in your e-mail

- **Previous participation in Erasmus programme**

You must indicate YES or NO.

If you have previously participated in the Erasmus Programme, please indicate **YES** and fill in the data of your past mobility: home university, host university, the academic year of the mobility, level (Bachelor, Master, Doctorate) and duration in months.

If you have participated in Erasmus in the past, please choose YES and fill in the data of your mobility

**PREVIOUS PARTICIPATION IN ERASMUS**

Have you previously participated in an Erasmus mobility programme?  
 Yes  No

**MOBILITY ERASMUS MUNDUS 1**

Home institution:

Host institution:

Level:

Academic year:

Duration in months:

[+ Add another Erasmus mobility](#)

I declare under my own responsibility that the above given information is true and correct

Please click on the check box of the **Declaration of Honour** that the given data is correct.

- **Application:** please choose your home country, your home university, fill in the name of the degree you are registered in and select your chosen offer at the University of Murcia (up to a maximum of two options).

**YOUR APPLICATION: UNIVERSITY OF MURCIA, SPAIN**

Country of your Home University\*

Home University\*

Degree in which you are registered in your home university

You can select up to a maximum of 2 offers

Select host institution 1

Select host institution 2

Select your option

A new window "Select your offer" will open up.

**Select your offer 1**

Country Host University

Host

Type of mobility

Bachelor

Master

Doctorate

Teaching Staff

Administrative Staff

**FILTER**

Financed by the Erasmus+ programme of the European Commission. This publication reflects the views only of the author, and the Commission cannot be held responsible for any use which may be made of the information contained therein.

Erasmus + International Mobility @ 2015 All Rights Reserved | Sitemap | Privacy Policy

Choose the type of mobility and press FILTER. The available academic offers will appear as follows:

FIELD:  
UNIVERSIDAD DE MURCIA  
Bachelor (4 places)  
**Bachelor in Spanish Language and Literature**  
Spanish studies - Literature and linguistics  
OFFER CODE: 4  
Only for AZERBAIJAN UNIVERSITY OF LANGUAGES applicants  
Academic Adviser: Carmen Sanchez Manzanares (carmensm@um.es)  
Academic Requirements:  
Accredited level of Spanish B2 (DELE or other official institutions, certification by your home university)  
Website of the degree:  
<http://www.um.es/web/letras/contenido/estudios/grados/lengua-literatura>  
<http://www.um.es/web/letras/contenido/estudios/grados/lengua-literatura/2015-16/guias>  
SPANISH 4 places 10 months  
Up  
BACK

Please select your chosen offer. Please make sure this offer is for students and staff of your university.

- **Documents:** in this section you need to upload the documents which will be taken into account to validate and assess your application.

The list of required documents will change according to the type of mobility you have selected (Bachelor; Master; Doctorate; Teaching staff; Administrative staff)

In order to upload a document, click on “**Examinar**” and search for the document in your computer. All the documents must be in a compatible electronic format (pdf, word, paint etc.) **IMPORTANT:** The total size of all files must not exceed 20MB.



**DOCUMENTS**

**IMPORTANT:** The total size of all files must not exceed 20MB

Copy of international passport *	Examinar... No se ha seleccionado
CV in English (Europass recommended) *	Examinar... No se ha seleccionado
Proof of registration at home university *	Examinar... No se ha seleccionado
Language certificate *	Examinar... No se ha seleccionado
Other language certificate *	Examinar... No se ha seleccionado
Transcript of records of your last academic year *	Examinar... No se ha seleccionado
Transcript of records of your Bachelor *	Examinar... No se ha seleccionado
Scanned copy of Diploma certificates leading to PhD (Only PhD: Bachelor and Master Certificates) *	Examinar... No se ha seleccionado
Scanned copy of Master transcript of records *	Examinar... No se ha seleccionado
Research Plan (Only PhD and Post-Doctorate) *	Examinar... No se ha seleccionado
Proof of employment relationship with your home university *	Examinar... No se ha seleccionado
Work plan in your host university *	Examinar... No se ha seleccionado
Letter of motivation in Spanish and/or English *	Examinar... No se ha seleccionado

The documents that you need to upload are the following:

**01. Copy of passport (ALL APPLICANTS):** make sure that the copy is clear and the information can be seen.

**02. CV Europass sample (ALL APPLICANTS):** Take some time preparing the CV, and make sure you use the Europass format. You can find it in <http://europass.cedefop.europa.eu/>. Your CV is your presentation letter, so try to include as much relevant information as possible (education, work, volunteer jobs, courses, languages etc.).

**03. Proof of registration at home university (Bachelor, master and doctoral students):** copy of the registration certificate of the registrar's office of your Faculty.

**04. Language Certificate (ALL APPLICANTS):** please upload any certificate or course which can document your level of Spanish or English (depending on the language required to carry out the mobility at the host university).

**05. Other language certificate (ALL APPLICANTS):** languages are important in any mobility programme, so upload any certificate or course which can document your level of a different language than the one already uploaded in point 4.

**06. Transcript of records of your last academic year (Bachelor applicants):** If you are an Undergraduate (Bachelor) student, please upload your academic transcript in

English. It is important that the transcript of records is updated and official (issued by a university or other official institution).

**07. Transcript of records of your Bachelor (Master applicants)**

**08. Scanned copy of Diploma certificates leading to PhD (Doctoral applicants: please upload the certificate of records of the Master Diploma)**

**09. Research Plan (Doctoral applicants):** this document should clearly state your research proposal (around 250 words). It should be coherent and detailed.

**10. Proof of employment relationship with your home university (Teaching and administrative staff)**

**11. Work plan at the University of Murcia (Teaching and administrative staff).** Please note that administrative staff may apply to come to the Erasmus Staff Week of the University of Murcia held every year around May.

**12. Letter of motivation in Spanish and/ or English (only Bachelor and Master applicants):** the letter of motivation is a personal document; it explains what makes you in particular worth to be selected and clearly explains the reasons why you apply. Make sure you mention any work or volunteer experience, publications or other details relevant to the chosen programme. Furthermore, try to clearly state what your expectations are and how you can contribute to the programme.

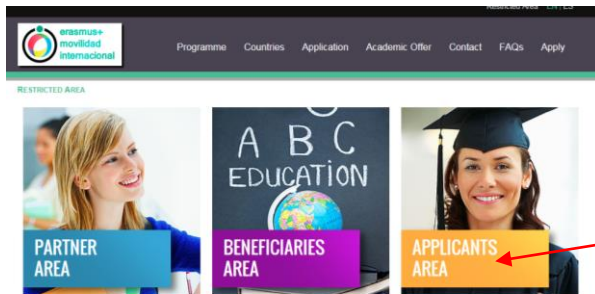
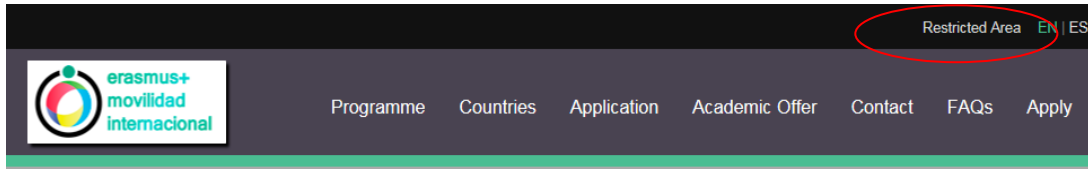
## **7. SENDING THE APPLICATION**

Once you have completed the four areas of your application (Personal Data, Previous participation in Erasmus, Declaration on Honour, Application and Documents) you can click the "Send" button to validate and send your application. Before doing this, please take some time to check that the personal details are correct, the offers selected are the ones you want to apply for, and that the documents are correct and in compatible formats.

## 8. ACCESS YOUR APPLICANT AREA

During the application process, you can access the Applicants Area and check your application by entering with your e-mail and the password you have created:

Click on "RESTRICTED AREA"



Click on "APPLICANTS AREA" and insert your e-mail and password to review your application.

## 8. FURTHER INFORMATION

For more information about the Programme you can check the website: <https://erasmusmi.um.es>.

For any additional information not provided in the webpage please write to: [erasmusmi@um.es](mailto:erasmusmi@um.es).